

Gear Shift Lever Replacement for ididit Column Shift Columns

For Part Number's 2504300020, 2504300120, 2504300220, 2504300320



Figure 1




Figure 2

Tools necessary for the job:

- Hammer
- Flat ended punch 3/16" diameter
- Pliers
- Flat Head Screwdriver

Kit Includes:

- Shift Lever
- Shift Pin (example to right A)
- Bushing (example to right B)





Figure 3



Figure 4

1. The shift pin holding the shift lever must be removed. To do this lightly tap the shift pin from the bottom of the column shift hub. Do not completely remove yet, just loosen the shift pin enough that it comes up about a 1/4". (Figure 1)

2. Once the shift pin is up and high enough, use pliers or lightly tap the shift pin and pull the shift pin up another 1/4", but not enough to pull the pin completely out of its socket. We want a little tension still on the shift lever because of the spring that is inside. (Figure 2)

3. Next slide a flat head screw driver behind the old shift lever and onto the shift lever tension spring. This will act similar to a shoehorn. (Figure 2 A)

4. With the flat head screwdriver putting a tension on the spring, pull the shift pin out of its location. (Figure 3)

5. Gently pull the column shift lever out of its location while keeping tension on the spring.

6. Once the shift arm has been completely removed, slowly pull the screwdriver out and release the tension from the spring. Verify that the spring has not moved from its canal location. (Figure 4 A)

7. Next slide your new shift lever into position. Install the lever at an angle with the plastic flange facing the bottom. (Figure 5)

8. Line up the hole for the shift pin to be reinstalled, you may need to push back, forth or pull out to line these holes up.

9. Install the shift pin from the top of the shift hub and push in. Now with your punch and hammer, gently tap the shift pin back into its original location until it is flush. (Figure 6 & 7)

Your installation of the new shift lever is complete!



ididit inc. 610 S. Maumee St. 49286 Tecumseh, MI PH: 517-424-0577 FAX: 517-424-7293